

5/24/15

Dear Dynapulse,

Attached are some sample outputs from my 200m that I use to monitor BP and AFIB.

I have been using my Dynapulse 200m for about 14 years to monitor and manage my AFIB. Back in early 2001, I was using the dynapulse to monitor BP and one day I saw a scary waveform like that shown in the AFIB attachment. I immediately went in to the health clinic to see what was wrong and I have been using it ever since to detect any AFIB episode.

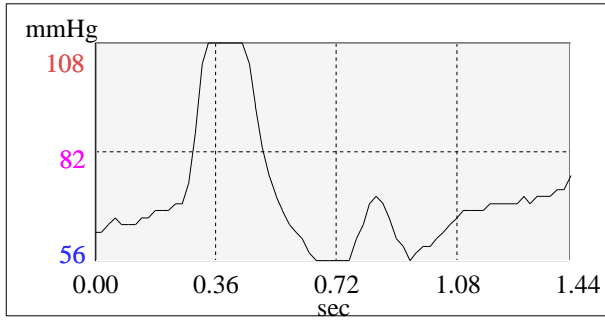
I have looked at EKG gadgets, but they would require interpretation of the EFG plots and the dynapulse plot requires no training (just the ability to recognize something scary). It has been extremely reliable in detecting AFIB episodes.

Thanks for a great gadget!

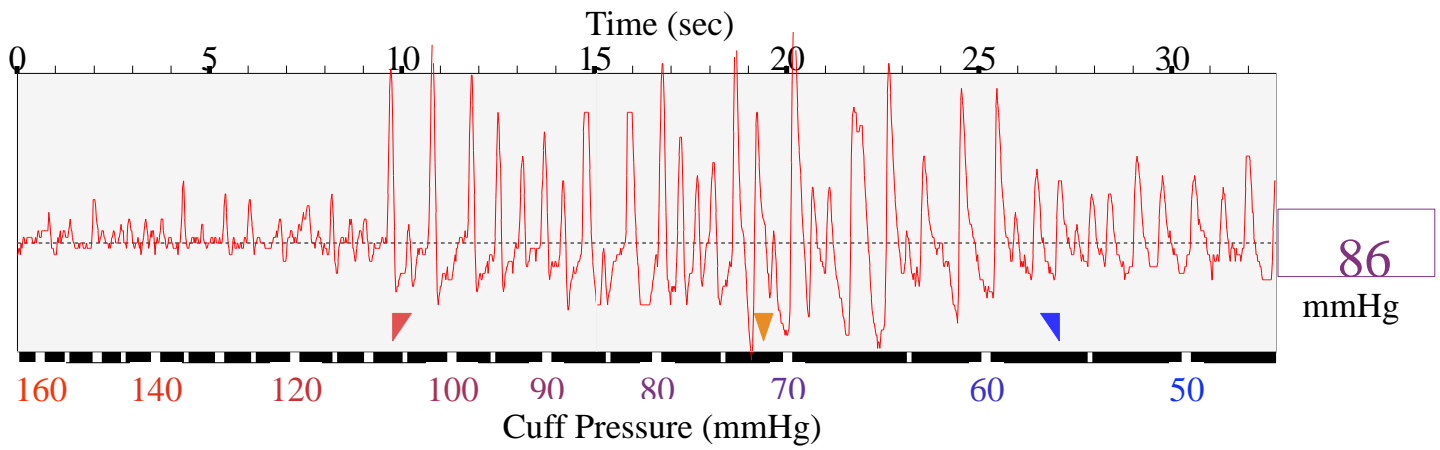
Bill Moore

User Name: Bill Dec 13 2011

Measurement 01/14/2012 08:52

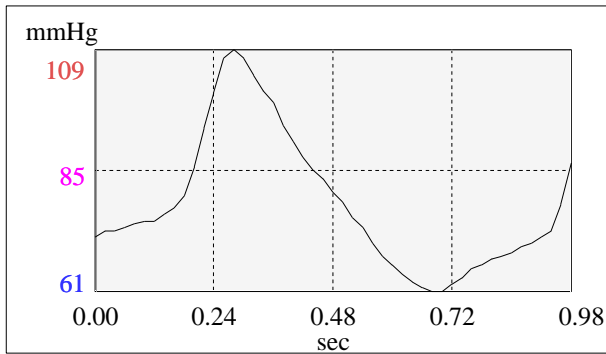


108 Systolic	73 Mean	Date: 01/14/2012
56 Diastolic	75 Pulse	Time: 08:52



User Name: Bill 20131201 snug cuff

Measurement 05/22/2015 10:36



109 Svstolic	77 Mean	Date: 05/22/2015
61 Diastolic	78 Pulse	Time: 10:36

